

SOUSA MIDDLE SCHOOL

3650 Ely Place, S.E., Washington, DC



INITIAL YEAR BUILT	1950
BUILDING AREA	160,000 SF
CURRENT PROGRAM CAPACITY	775
ENROLLMENT 2008	240
WARD	7
PROPOSED PROGRAM CAPACITY	450



Site Plan

SOUSA MIDDLE SCHOOL

3650 Ely Place, S.E., Washington, DC

PROPOSED PROGRAM PROFILE

GRADE CONFIGURATION	6-8
----------------------------	-----

SQ. FT. (EXISTING)	160,000
SQ. FT. (ADDITION)	

TYPE	PROPOSED
6	7
7	7
8	7
Gym	1
Bleachers	
Locker Rooms	
Gym-Cafeteria	
Cafetorium	
Gym-Cafetorium	
Gym-Auditorium	
Auditorium	1
Multi-Purpose	
Cafeteria	1

TYPE	PROPOSED
Kitchen Services	1
Special Education	3
Media Center	1
Administrative/Health Suite	1
Computer Lab	1
OT/PT	1
Science Lab	3
Art	1
Music	1
Teacher Workroom	1
Parent Resource	1

Proposed Planning Profiles

The inventory of spaces listed here is intended to outline the program of educational and support spaces necessary to support the proposed program capacity. Individual educational specifications and facility programs will be developed with the School Improvement and School Planning / Design teams at the time of project initiation.

SOUSA MIDDLE SCHOOL

3650 Ely Place, S.E., Washington, DC

CONDITION ASSESSMENT



<i>Building System</i>	<i>2008 Rating</i>
ADA Compliance	Good
Conveying Systems	Good
Electrical	Good
Exterior Finish	Good
HVAC	Good
Interior Finish	Good
Plumbing	Good
Roof	Good
Structure	Good
Technology	Good

Condition Assessment

The body of information summarized below is based on a detailed facility condition assessment completed in 2006 and updated by visual observations conducted in 2007. Improvement initiatives completed by OPEFM in 2007 and 2008 are noted in red text in each section. An overall summary of work completed under various OPEFM programs is provided at the end of the condition assessment.

Condition Scorecard

These ratings reflect the overall condition and level of replacement need for an entire system, in adherence with the **Facility Condition Index (FCI) System**, categorizing systems as "Good" (FCI < .25), "Fair" (FCI 0.25 – 0.50), "Poor" (FCI 0.51 – 0.85), or "Unsatisfactory" (FCI > .86).


Note: No condition assessment is provided for new or recently modernized school facilities.


SOUSA MIDDLE SCHOOL

3650 Ely Place, S.E., Washington, DC


RECENT HISTORY OF MODERNIZATION

LEGACY PROJECTS - OTHER STABLIZATIONS


 Modernization Projects

 Planning

 Design

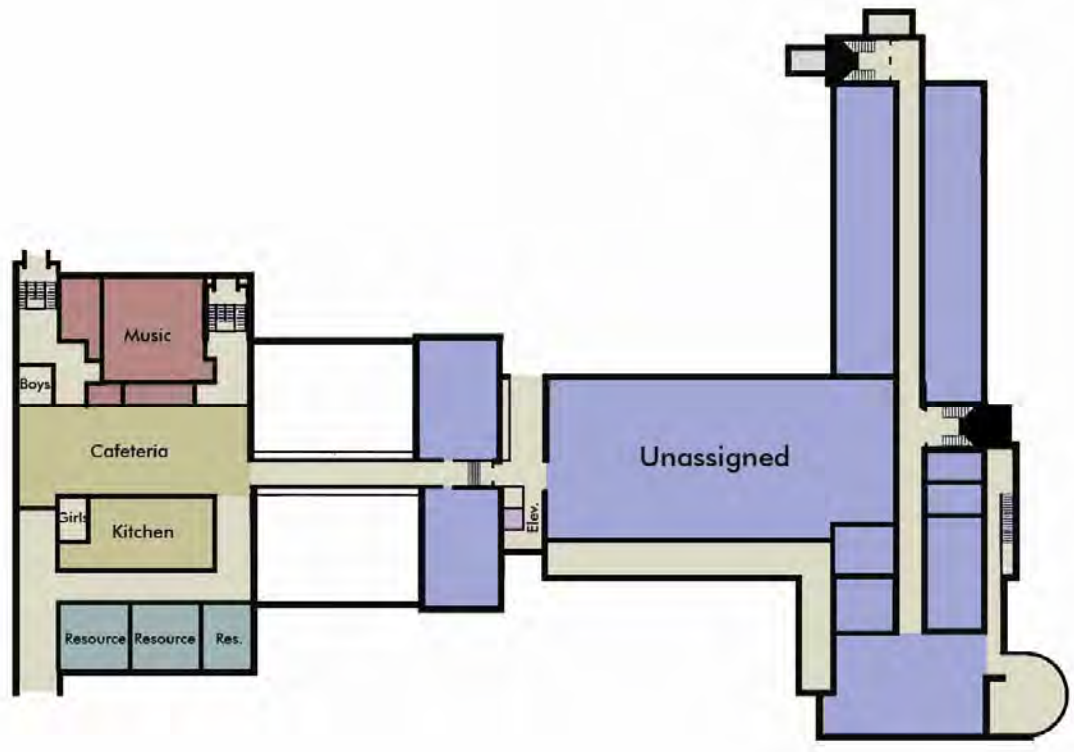
 Pre-Construction

 In Progress

 Completed

SOUSA MIDDLE SCHOOL

3650 Ely Place, S.E., Washington, DC



Ground Floor

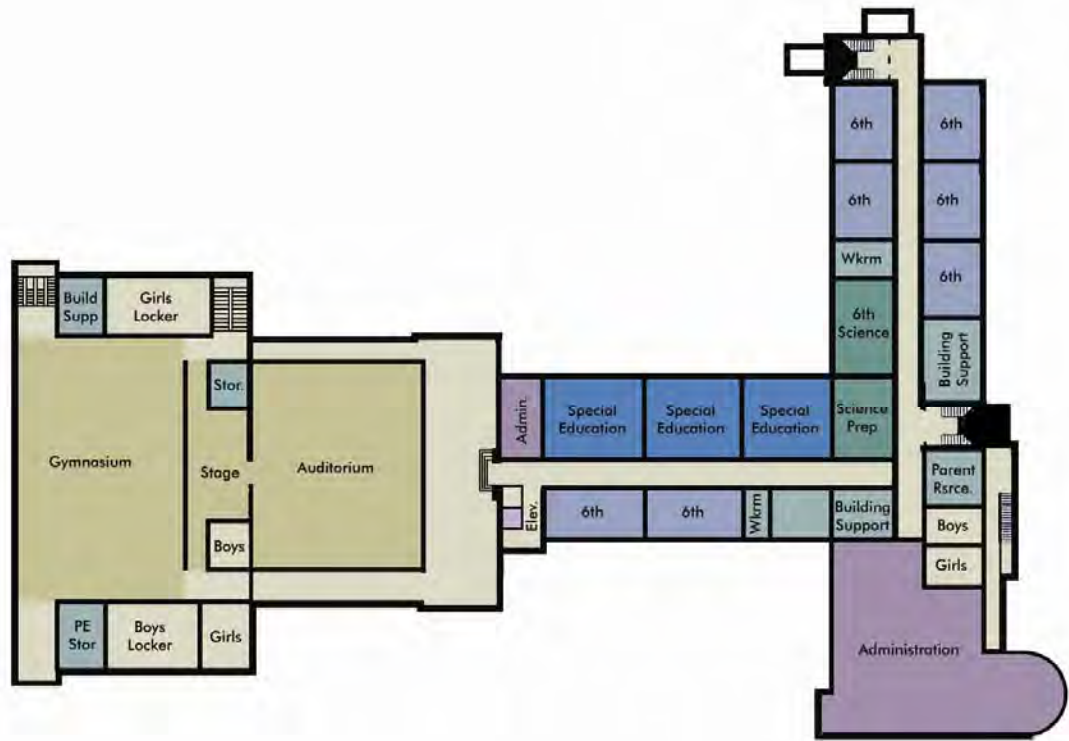
- | | |
|-----------------------|-------------------|
| Administration/Health | Auditorium |
| Gymnasium/Cafeteria | Other |
| Classrooms | Media Center |
| Kindergarten | Computer Lab |
| Pre-K/Pre-School | OT/PT |
| Music/Art | Special Education |
| Science Lab | Unassigned |
| Lobby | Elevator Addition |

Concept Plans

These floor plans represent planning concepts for proposed facility use, aligning the proposed program capacity, the proposed planning profiles, and the conceptual reconfiguration of the building. Each project is subject to a formal design process, incorporating input from the School Improvement team at the time of project initiation.

SOUSA MIDDLE SCHOOL

3650 Ely Place, S.E., Washington, DC



First Floor

- | | |
|---|---|
| Administration/Health | Auditorium |
| Gymnasium/Cafeteria | Other |
| Classrooms | Media Center |
| Kindergarten | Computer Lab |
| Pre-K/Pre-School | OT/PT |
| Music/Art | Special Education |
| Science Lab | Unassigned |
| Lobby | Elevator Addition |

Concept Plans

These floor plans represent planning concepts for proposed facility use, aligning the proposed program capacity, the proposed planning profiles, and the conceptual reconfiguration of the building. Each project is subject to a formal design process, incorporating input from the School Improvement team at the time of project initiation.

SOUSA MIDDLE SCHOOL

3650 Ely Place, S.E., Washington, DC



Second Floor

- | | |
|-----------------------|-------------------|
| Administration/Health | Auditorium |
| Gymnasium/Cafeteria | Other |
| Classrooms | Media Center |
| Kindergarten | Computer Lab |
| Pre-K/Pre-School | OT/PT |
| Music/Art | Special Education |
| Science Lab | Unassigned |
| Lobby | Elevator Addition |

Concept Plans

These floor plans represent planning concepts for proposed facility use, aligning the proposed program capacity, the proposed planning profiles, and the conceptual reconfiguration of the building. Each project is subject to a formal design process, incorporating input from the School Improvement team at the time of project initiation.

SOUSA MIDDLE SCHOOL

3650 Ely Place, S.E., Washington, DC



Third Floor

- | | |
|-----------------------|-------------------|
| Administration/Health | Auditorium |
| Gymnasium/Cafeteria | Other |
| Classrooms | Media Center |
| Kindergarten | Computer Lab |
| Pre-K/Pre-School | OT/PT |
| Music/Art | Special Education |
| Science Lab | Unassigned |
| Lobby | Elevator Addition |

Concept Plans

These floor plans represent planning concepts for proposed facility use, aligning the proposed program capacity, the proposed planning profiles, and the conceptual reconfiguration of the building. Each project is subject to a formal design process, incorporating input from the School Improvement team at the time of project initiation.