

# National Center for Education Statistics

## Selected Results from the December 2023 School Pulse Panel

National Center for Education Statistics  
Institute of Education Sciences  
U.S. Department of Education

March 14, 2024

# Overview

**Background – School Pulse Panel**

**Selected December 2023 Findings**

**What's Next: Upcoming SPP Collections**

# Background – School Pulse Panel (SPP)

# Background – School Pulse Panel

- **Executive Order 14000** directed the Department of Education to collect data needed to understand COVID-19 education effects
- The **American Rescue Plan Act** provided funds and direction to collect and report information about COVID-19 and education to IES
- Developed in partnership with other Federal Agencies
- Primary source of information on school, teacher, and student experiences related to COVID-19 in public schools, as reported by **school administrators**
- First collection in September 2021; conducted by web monthly from January 2022 through December 2022
- Data are considered experimental rather than official statistics

# Background – School Pulse Panel

- Congress provided funds directly to NCES to continue SPP with new collections
- The 2023-24 SPP is currently ongoing and will continue monthly through June 2024
  - **Changes** from the 2022 SPP include:
    - A larger sample (3,998 stateside)
    - A smaller incentive (\$400/month to \$200/month)
    - An expanded topic focus beyond COVID-19 effects on education
  - **Similarities** to the 2022 SPP include:
    - Web only
    - 30-minute monthly survey open for two weeks each month
    - Designed to be answered by the principal or similar individual
    - U.S. Outlying Area collection
    - Data release ~7-8 weeks after the end of each monthly data collection
    - Data are still considered to be “experimental”
  - **2023 Topics include:**
    - Learning recovery, attendance, facilities, concussions, staff vacancies, school lunch and supply chain issues

# School Pulse Data

- Estimates by school level, neighborhood poverty, region, locale, school size, school racial composition
  - No state- or district-level estimates
  - Average 1,600 responses per month
- Excel datafile
  - No microdata file
- Briefings with stakeholders and press
- Key results posted to interactive dashboard: [School Pulse Panel - Interactive Results \(ed.gov\)](#)
- Occasionally infographics and other reports

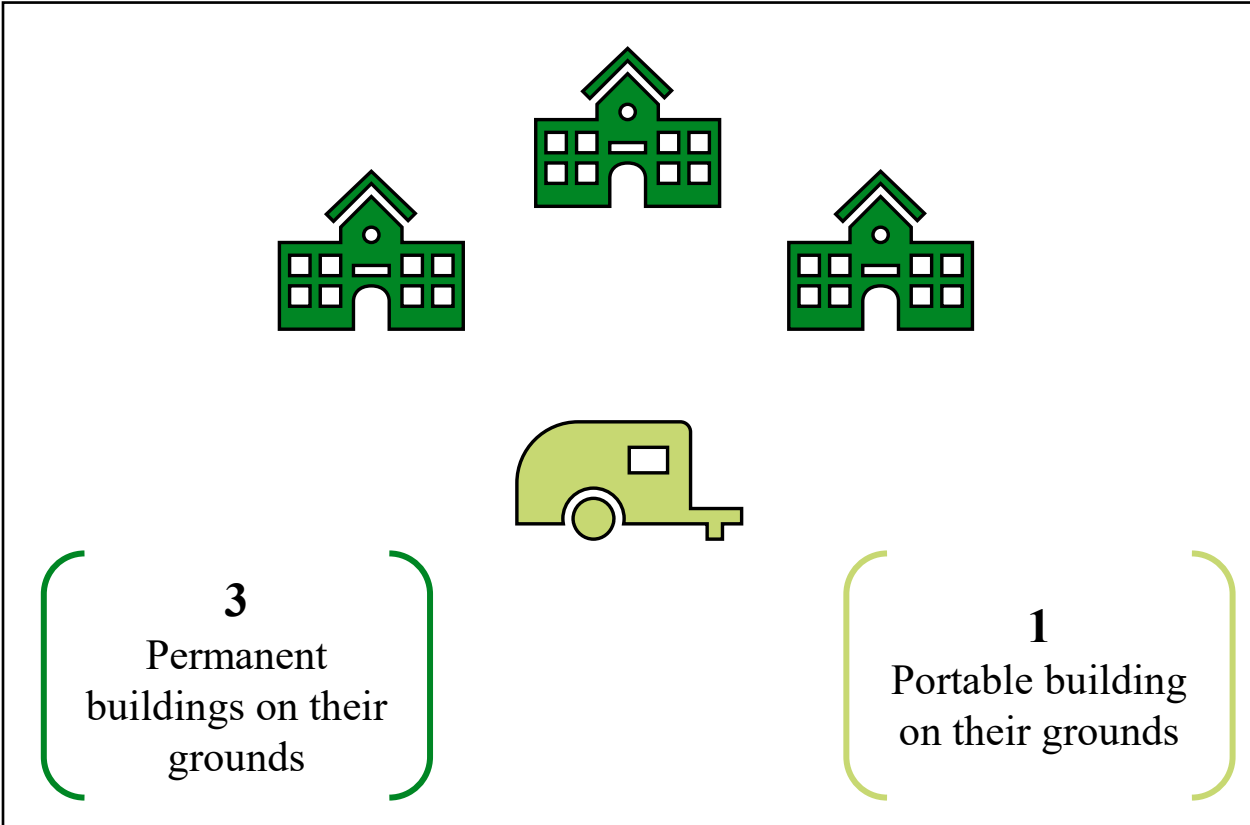
**December 2023 Findings**  
**Facilities:**  
*Conditions, Amenities, Public use*

# Public School Facilities: Snapshot

**96%**  
Public schools with one or more **permanent** buildings at their school

**31%**  
Public schools with one or more **non-permanent (portable)** buildings in use

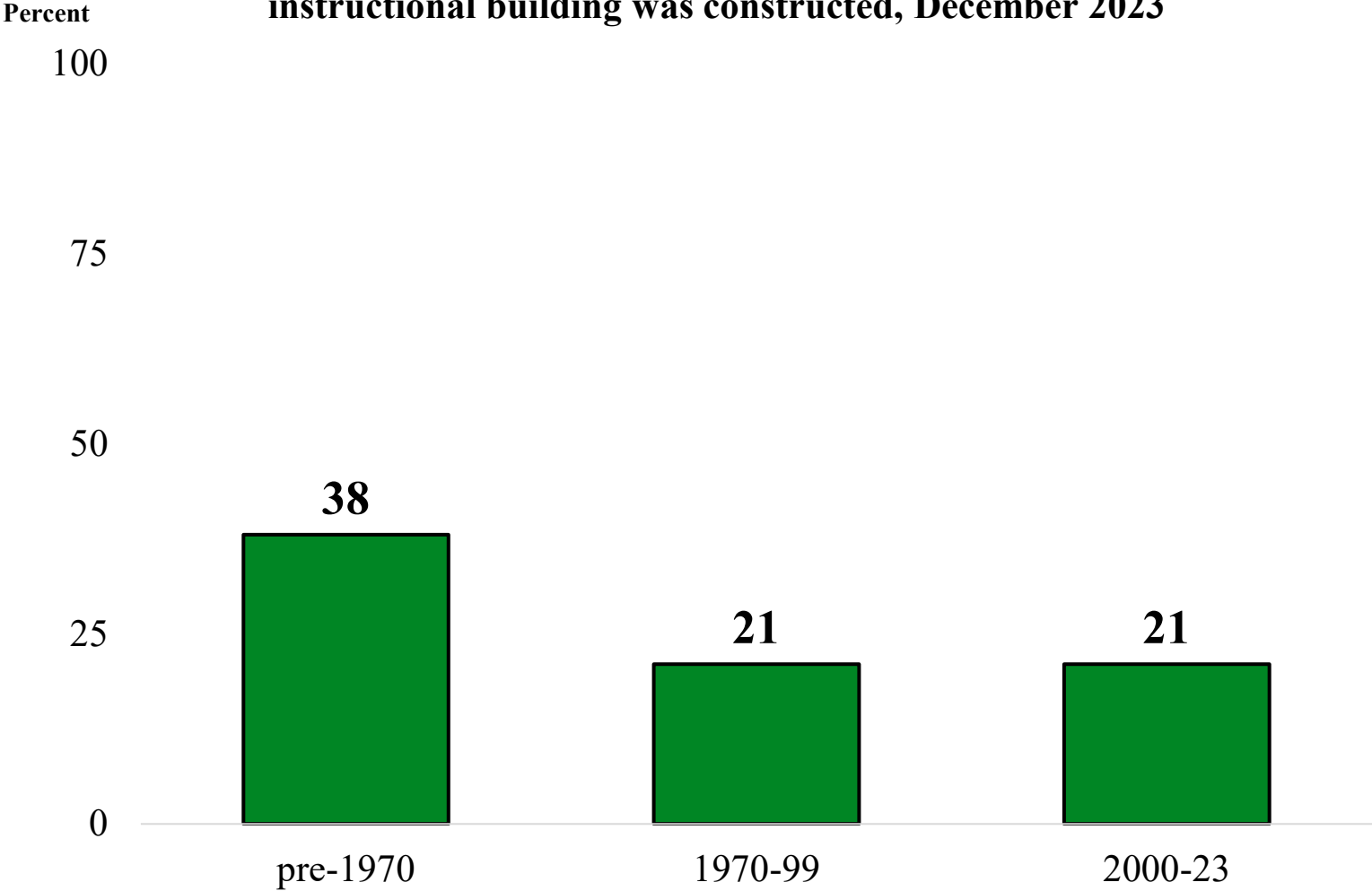
The average public school has:





# Public School Facilities

Percentage of public schools by time span in which main instructional building was constructed, December 2023

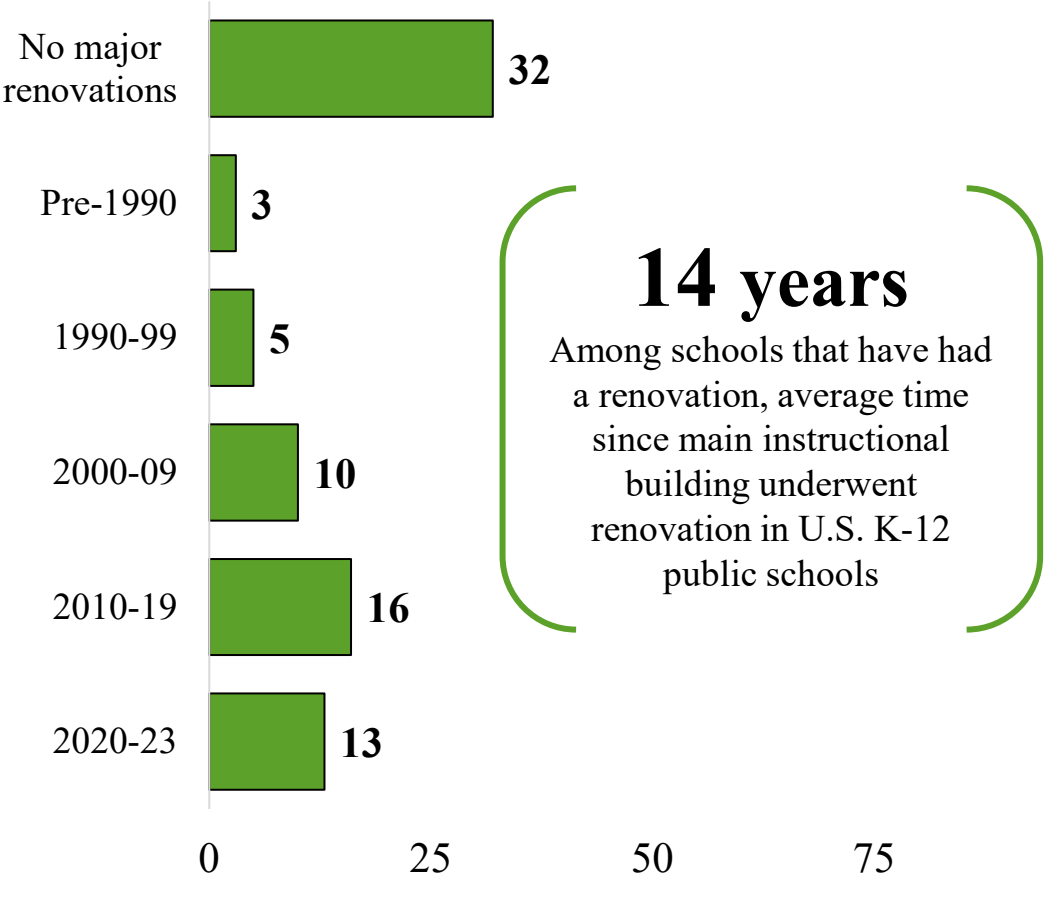


**49 years**  
Average age of the main instructional building in U.S. K-12 public schools

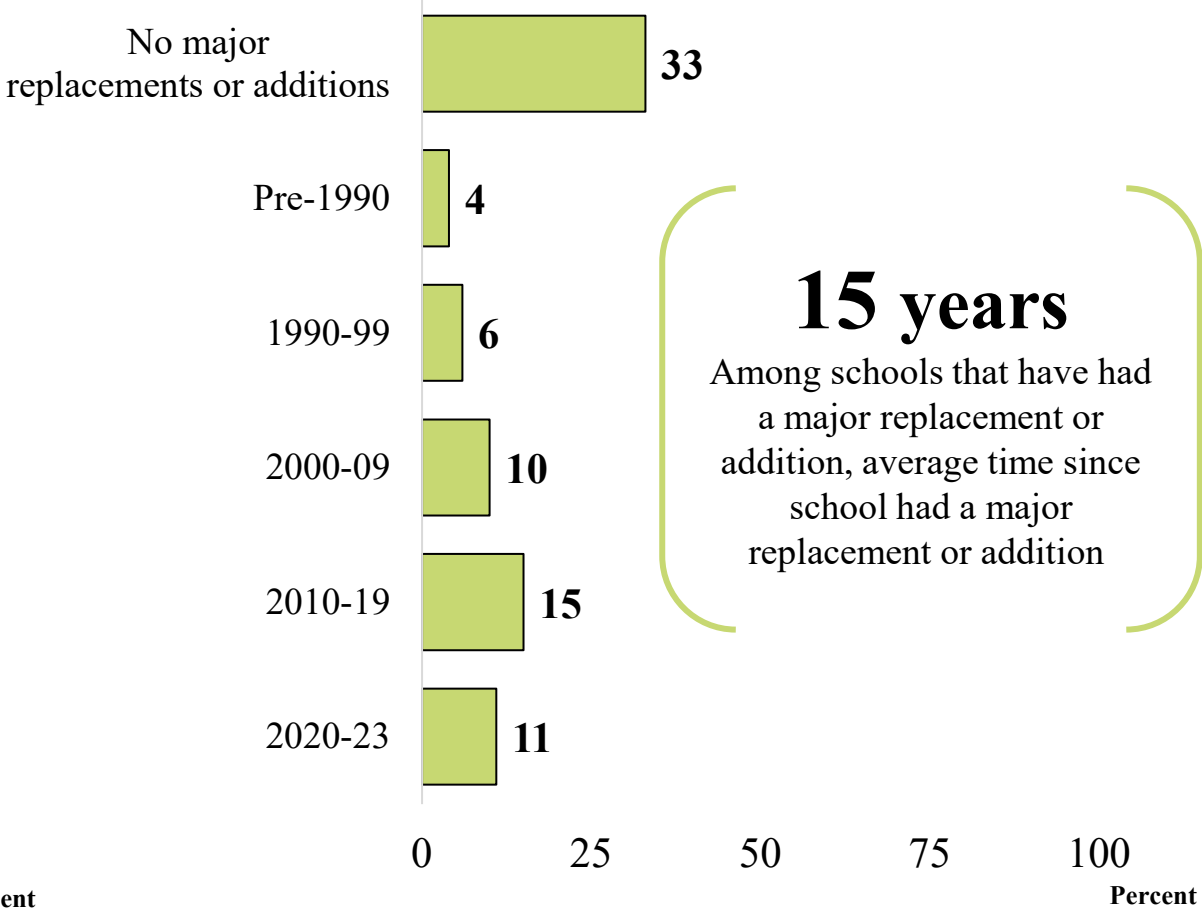
Note: "Don't know" was reported by 20 percent of schools

# Public School Facilities

Percentage of public schools by decade in which last major renovation to main instructional building occurred



Percentage of public schools by decade in which last major replacement or addition occurred, December 2023




Note: "Don't know" was reported by 21 percent for year of last major renovation and 22 percent for major replacement or addition

# Academic Amenities at Public Schools

Percentage of public schools with selected academically oriented facilities



**89%**  
Dedicated library space



**62%**  
At least one STEM lab

One STEM lab **33%**  
Multiple STEM labs **30%**

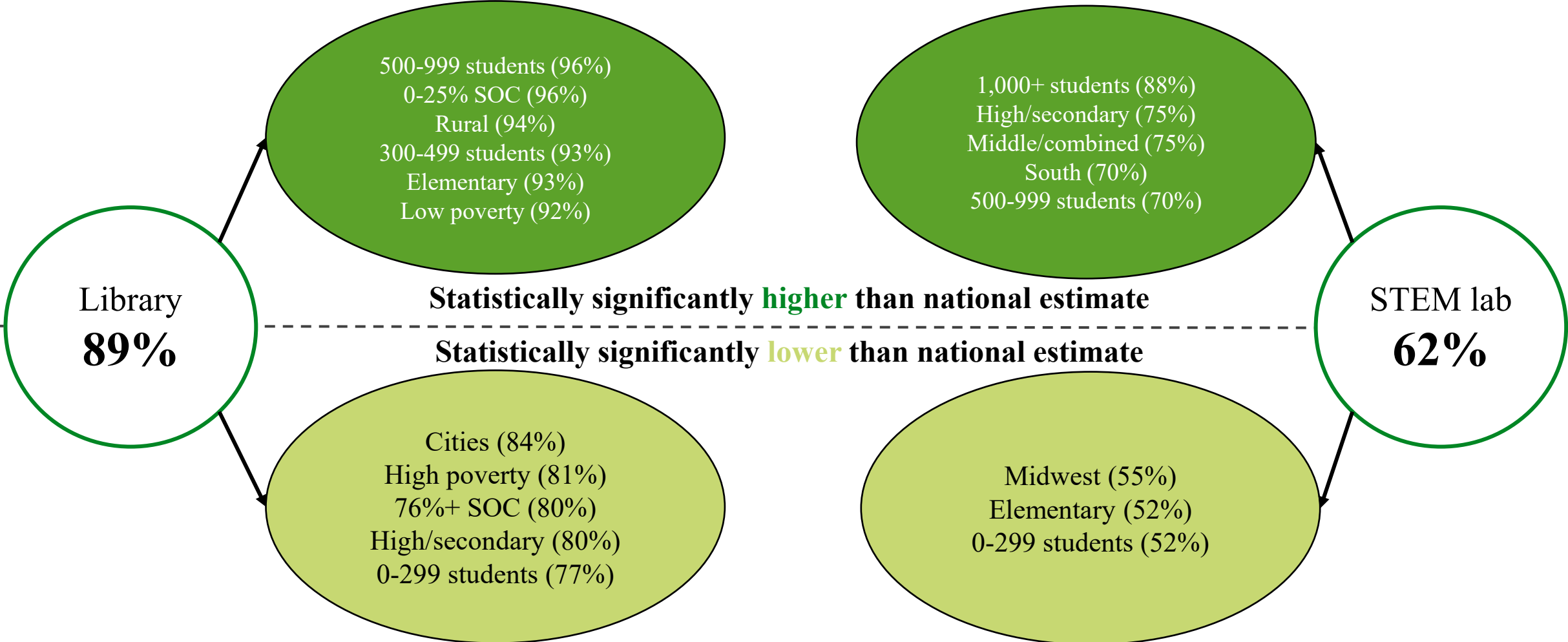


**34%**  
Outdoor space designed for teaching

*Note: Details may not sum due to rounding*

# Academic Amenities at Public Schools

Percentage of public schools with selected academically oriented amenities



# Athletic Amenities at Public Schools

Percentage of public schools with the selected athletic amenities on-site



Gymnasium  
**69%**



All-purpose grass field  
**68%**




Outdoor basketball court  
**56%**



Baseball/softball field  
**38%**



Weight room  
**29%**



Outdoor track  
**28%**

Outdoor tennis courts	<b>14%</b>
All-purpose turf field	<b>13%</b>
Outdoor volleyball court	<b>6%</b>
Indoor pool	<b>4%</b>
Outdoor pool	<b>1%</b>
Indoor track	<b>1%</b>
Other	<b>10%</b>
No athletic amenities on-site	<b>7%</b>

*Note: suppressed categories not shown*

# Air Quality Improvement Efforts at Public Schools

Percentage of public schools enacting selected air quality improvement efforts

**39%**

Public schools that have an Indoor Air Quality Coordinator

*This person monitors air quality conditions at the school and is responsible for reporting air quality issues and complaints*



**60%**

Designated vehicle loading and unloading area at least 25 feet from building air intakes

**18%**

Anti-idling program, which includes signage and active monitoring during pick-up and drop-off

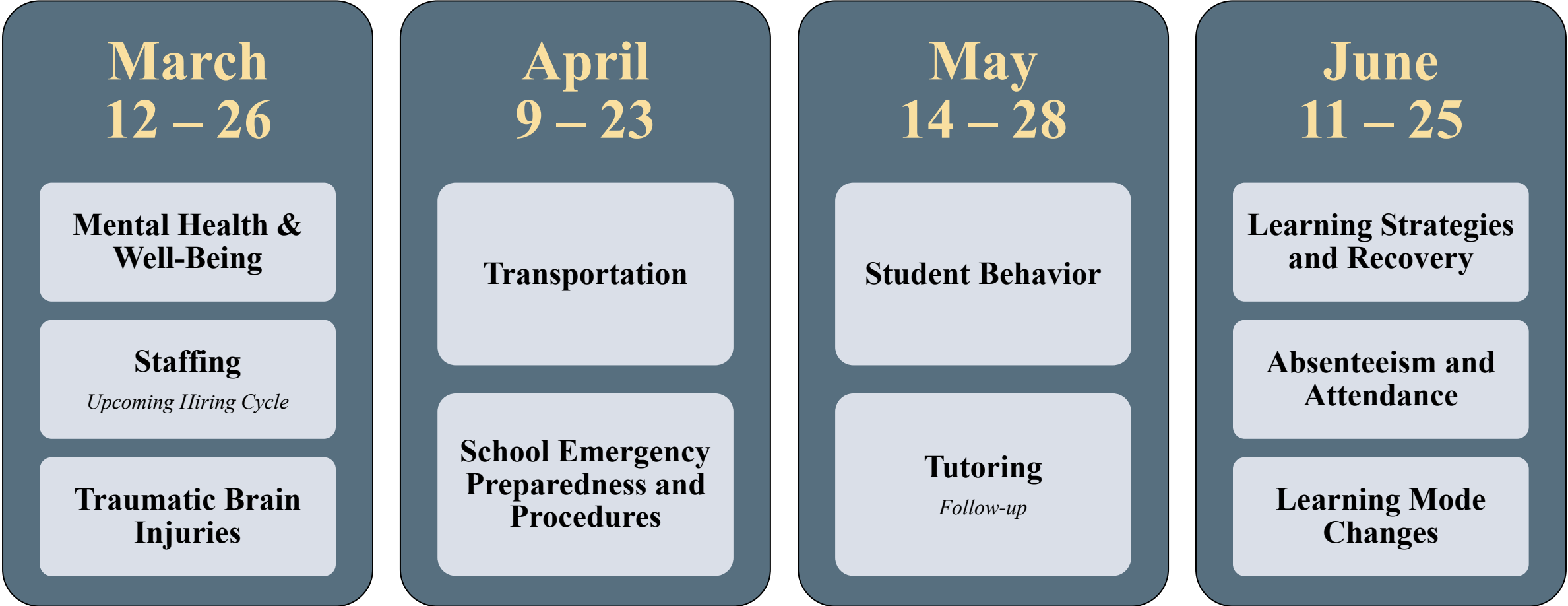
# Additional NCEES Facilities Data

- Corresponding data for the U.S. Outlying Areas on our [dashboard](#)
- [Condition of America's Public School Facilities](#): 1998-99
- [Condition of America's Public School Facilities](#): 2012-13
  - **Topics:** condition of school facilities and the costs to bring them into good condition; school plans for repairs, renovations, and replacements; the age of public schools; and overcrowding and practices used to address overcrowding.
- [Statistics in Brief](#) that compares trends between the above 1998-99 and 2012-13 studies
- Public School Principals [Report](#) on Their School Facilities: 2005-06
  - **Topics:** principal-reported satisfaction with environmental conditions in their schools, approaches for coping with overcrowding, availability of dedicated rooms for special subjects (music rooms, science labs)

# What's Next: *Upcoming Collections*



# Upcoming SPP Collections



# Upcoming SPP

**Do you have suggestions for data  
about facilities that the SPP could  
collect during the 2024-25 SY?**

**SchoolPulsePanel@ED.gov**

**Thank you!**